



TFR

Trading Floor Research

Welcome to the
— Trading Floor —

05/08/22



This Trading Floor Research report contains:

- Exxon Mobil Corporation (XOM). A new BUY candidate in the Oil & Gas Integrated industry group.
- VanEck Oil Refiners ETF (CRAK). A new ETF BUY candidate corresponding to the Oil Refiners index.
- SEACOR Marine Holdings Inc. (SMHI). A BUY candidate in the Shipping Vessels Oil & LNG industry group.



Essential Lessons for Stock Market Success.

Class 1 and 2 are Monday and Tuesday May 10-11, 2022, at 501 Kelly Avenue, Akron OH, 44306

Class 1 and 2 are Wednesday and Thursday May 12-13, 2022, at 318 Erie St South, Massillon OH, 44646

A morning and afternoon class will be given:

8:00 am-11:00 am ET

4:00 pm-7:00 pm ET

Learn how to identify winning stocks before they move higher and short stocks before they move lower.

Invite a family member or friend

Sectors, Industry Groups & Leadership Stocks

The market technicals continue to look very bearish, but I have decided to stay away from the inverse ETFs due to the added risk of the Fed intervention through the PPT. The PPT entered the market twice this past week through S&P 500 call options & Futures. They are doing everything they can to support the market, and I make it a rule not to trade against big money & Deep pockets.

Most industry groups are in sell signals, and there are not a lot of opportunities for going long individual stocks. Until the market gives a new buy signal, I keep all position sizes small.

The **Energy sector** gave a sell signal two weeks ago, and almost every industry group in the sector has gone into a sell. The two exceptions are **Oil & Gas Integrated** and **Oil & Gas Refiners**. Both industry groups continued to show tremendous strength last week, as the market was getting knocked around, and they are the focus of this weekend's newsletter with two new recommendations.

Exxon Mobil Corp (XOM) has emerged as the new leader in the Oil & Gas Integrated industry group and provides a low-risk entry as it arises out of its latest consolidation area.

Individual stocks like **Marathon Petroleum (MPC)** and **Valero Energy Corp. (VLO)** look very strong in the **Oil & Gas Refiners** industry group. But they are not providing the low-risk entry setup I desire. The industry group provides low-risk entry; therefore, I am purchasing the **VanEck Oil Refiners ETF (CRAK)**. The ETF holdings include many of the most vital leadership stocks, including Marathon Petroleum as its largest holding. Read the full report to learn more.

In Tuesday's newsletter, I pointed out the strength of the **LNG Shipping vessel stocks** and highlighted **SEACOR Marine Holdings Inc. (SMHI)**. It is throwing back into the trendline of its base as it completes its setup, and I anticipate confirmation in the next few days. The volume is pouring into this stock, and SMHI is under massive accumulation with an Up/Down Vol Ratio of 3.38. (Refer to SMHI chart)



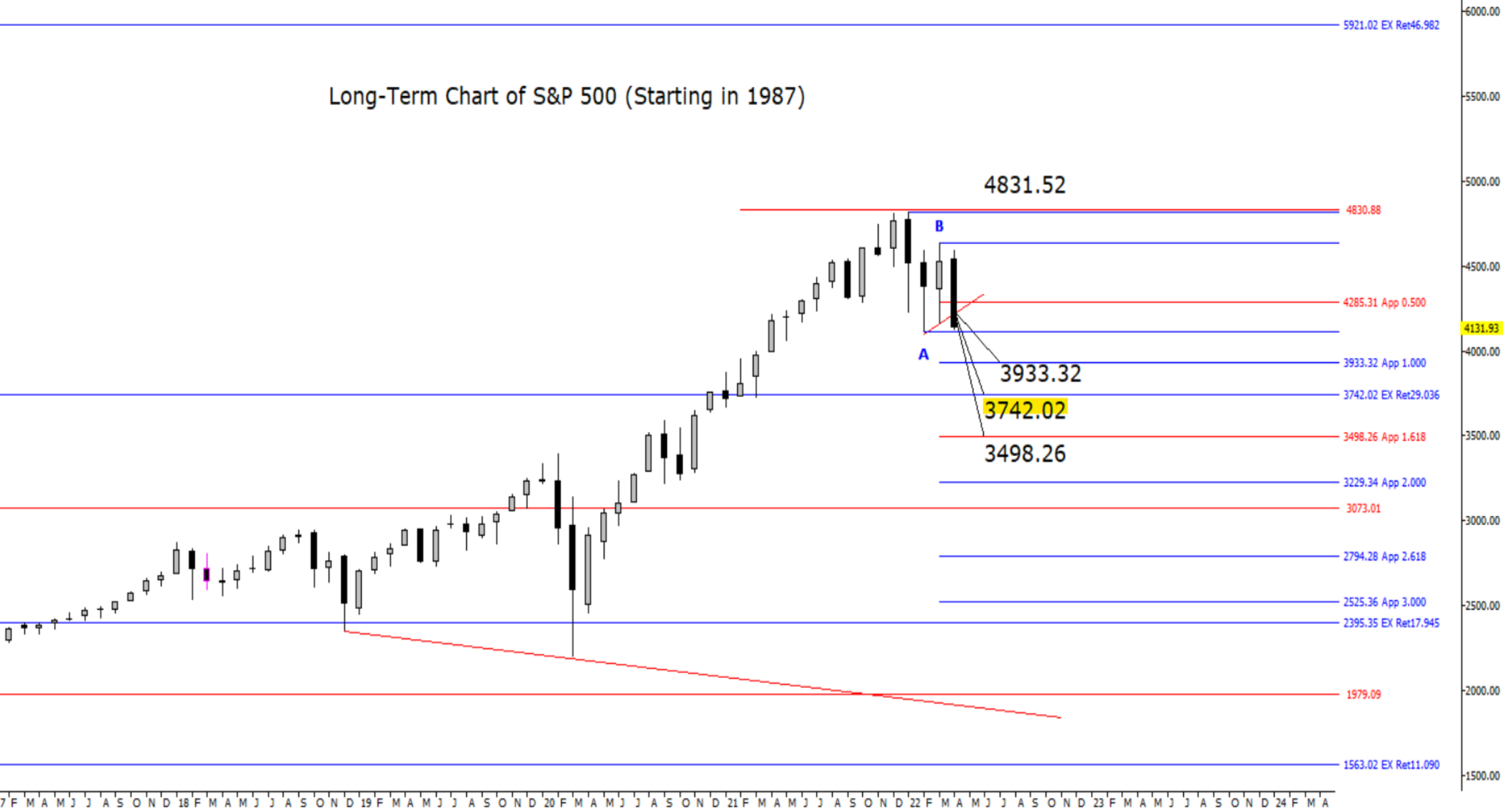
Sectors, Industry Groups & Leadership Stocks

My S&P 500 downside target is 3742.02. This is a significant Fibonacci number based on my long-term monthly chart. The index is quickly approaching the downside target and should soon provide a point for new buying opportunities. (Refer to S&P 500 Chart)

The bears are in control of the Russell 2000 and indicate “Risk-Off” in the markets.

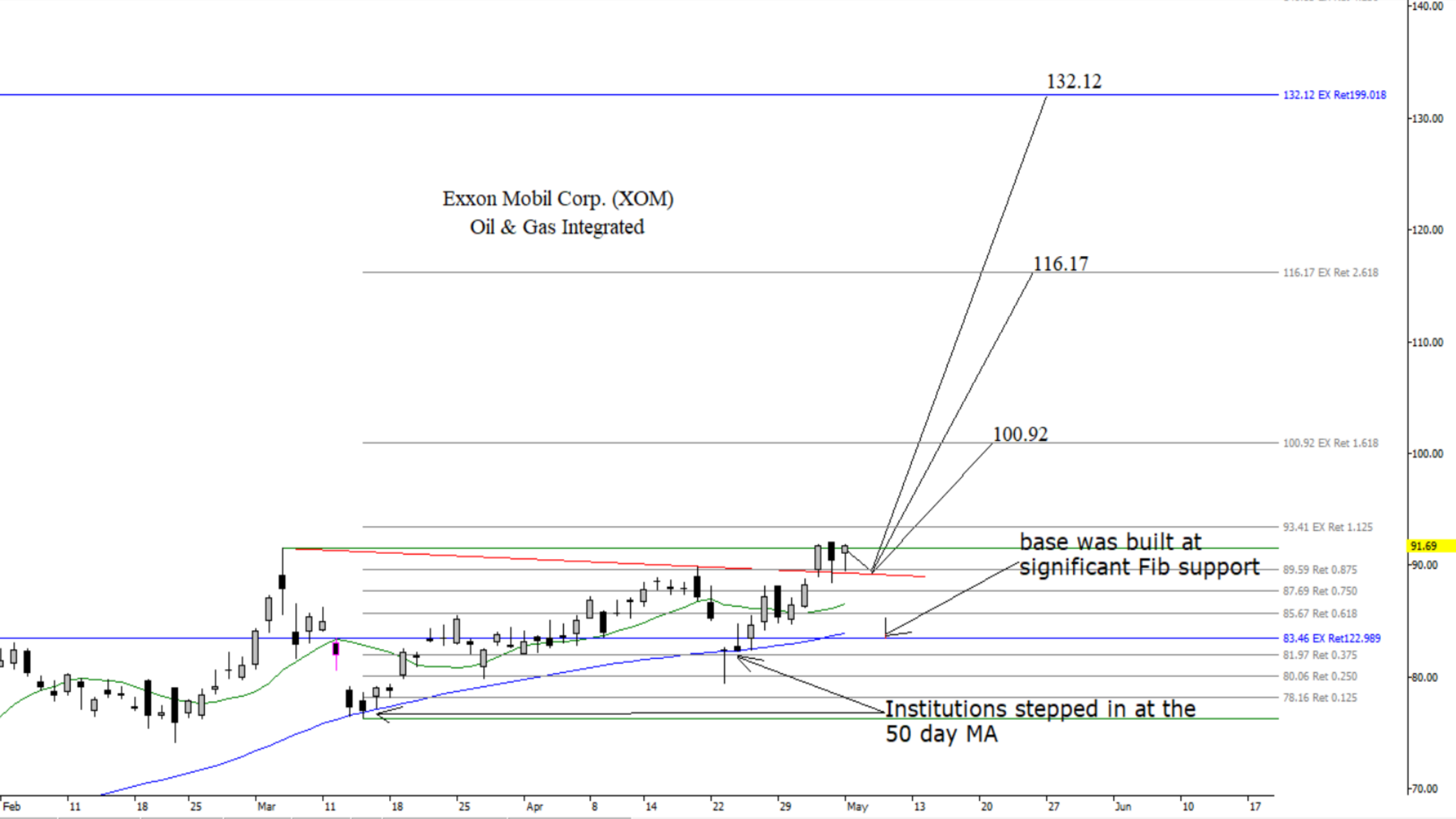
I continue to recommend caution and cash.

Long-Term Chart of S&P 500 (Starting in 1987)



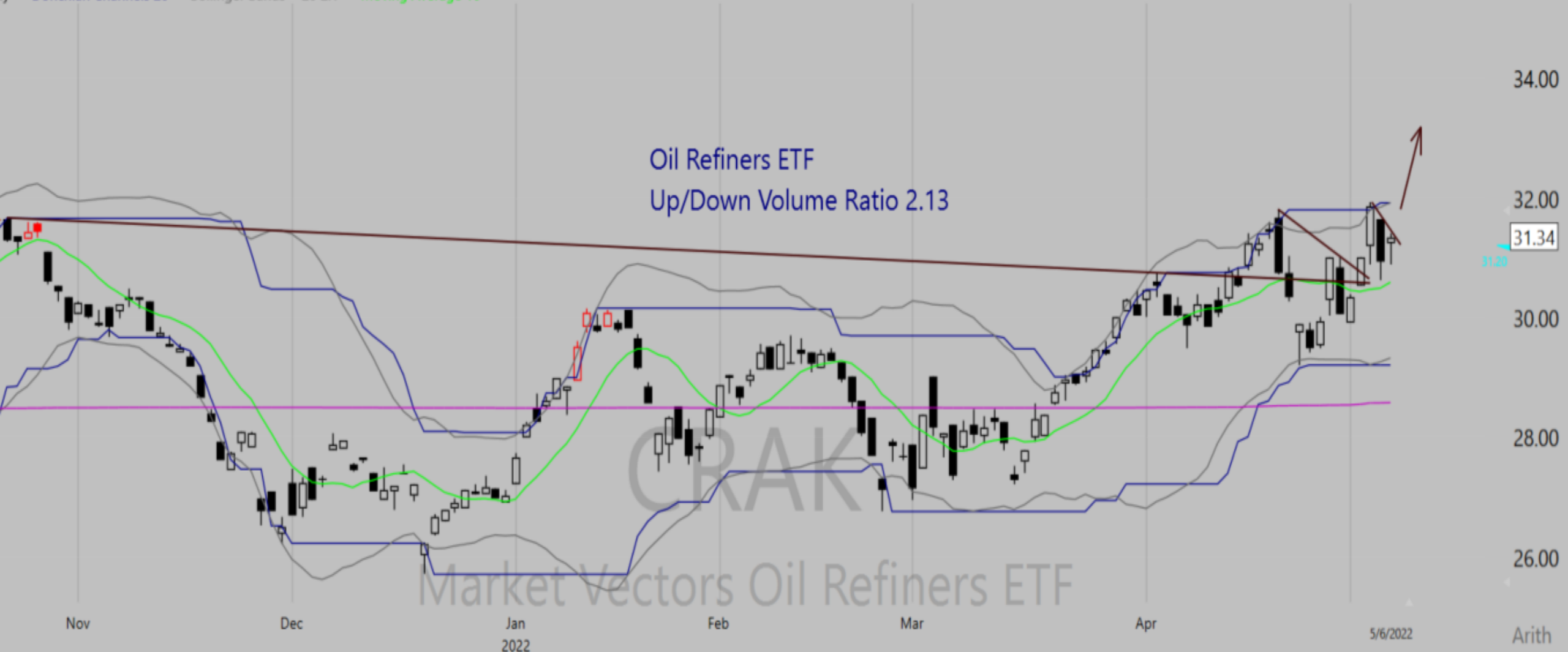
Buy candidate: Exxon Mobil Corporation (XOM)

- **Industry Group: Oil & Gas Integrated.** The Oil & Gas Integrated industry group ranks as the 5th strongest industry group out of 197 and is up 51.82% YTD. The industry group gave a buy signal on January 4, 2022, and is close to breaking out to new highs after a three-week pause. (Refer to chart)
- **Exxon Mobil Corporation (XOM)** is an upstream product solutions company providing global transportation, exploration, and oil and natural gas production.
- **Exxon Mobil Corporation (XOM)** is ready to complete a one-month cup-with-handle base. As the market has been hammered, XOM has built the right side of its handle on significant institutional buying and gapped above the trendline of its base three days ago. The base handle found support at a critical Fibonacci number and its 50-day MA. All this strength has been happening in a time of extreme market weakness.
- **Exxon Mobil Corporation (XOM)** will confirm a buy signal with a 30-minute close above 91.81 on above-average volume or a throwback into the trendline at 89.34.
- **Wait for a text confirmation!**
- **Initiate position at 2-star(**)**
- **Under massive institutional accumulation with an Up/Down Volume ratio of 1.70.**
- **Exxon Mobil Corporation (XOM)** closed at 91.81.
- **Exxon Mobil Corporation (XOM)** VWAP is at 65.12.
- **Sell target prices: 1st target is 100.92; 2nd target is 116.17; 3rd target is 132.12**
- **Stop sell price: Close below 87.69.**



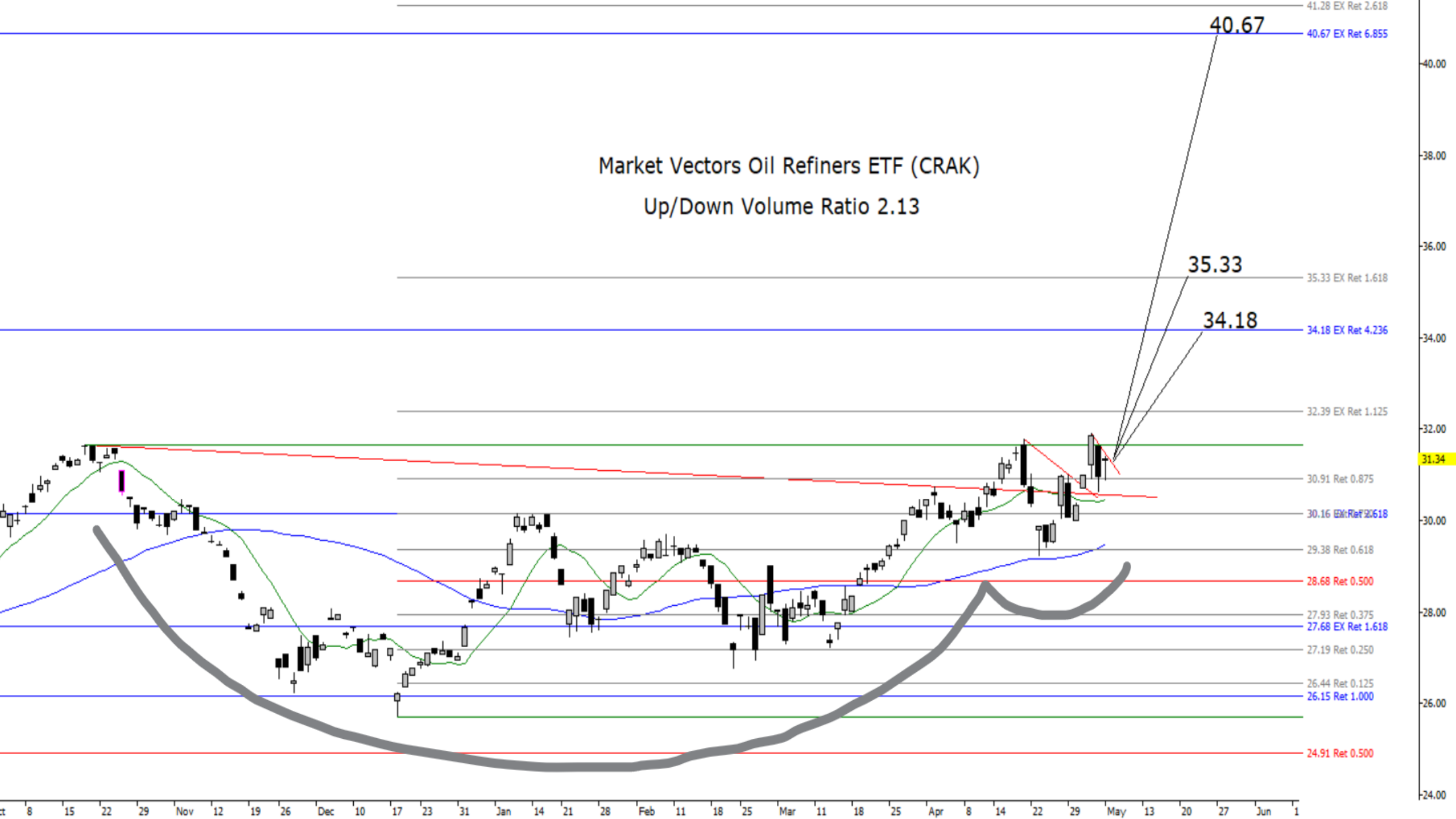
Buy candidate: VanEck Oil Refiners ETF (CRAK)

- Portfolio: **VanEck Oil Refiners ETF (CRAK)** The Exchange Traded fund's investment objective is to provide daily investment results corresponding to the daily percentage changes of the global oil refiners' index. The Oil & Gas-Refining industry group ranks the 10th strongest industry group out of 197 and is up 31,59% YTD. The industry group gave a new buy signal on May 4, 2022, as traders decimated the market. That kind of price action underscores relative strength.
- The **VanEck Oil Refiners ETF (CRAK)** tracks the overall performance of companies involved with crude oil refining which includes gasoline, diesel, jet fuel oil, naphtha, and other petrochemicals.
- **VanEck Oil Refiners ETF (CRAK)** broke out of a cup-with-handle base on Wednesday and spent the last two days pulling back to the 10-day MA. The base started on 10/21/2021 and pulled in significant volume this past week as it triggered its buy signal.
- **VanEck Oil Refiners ETF (CRAK) confirmed a 30-minute buy signal in the last half hour of trading on Friday.**
- **Buy VanEck Oil Refiners ETF (CRAK) at the open on Monday morning. Buy as close to 31.34 as possible. The ETF has a small float. Do not chase shares!**
- Position is at 2-star(**)
- **Up/Down Volume Ratio** indicates massive institutional accumulation at **2.13**
- *VanEck Oil Refiners ETF (CRAK)* closed at 31.34.
- *VanEck Oil Refiners ETF (CRAK)* VWAP is at 28.63.
- **Sell target price on VanEck Oil Refiners ETF (CRAK): 1st target is 98.12. 2nd target is 109.41.**
- **Stop sell price: Close below 75.27.**



Market Vectors Oil Refiners ETF (CRAK)

Up/Down Volume Ratio 2.13





Trading Floor Research

Welcome to the
Trading Floor

¹The results are not (or may not be) representative of the performance of all selections made by Trading Floor Research (TFR) newsletter. We look for investment resources and inform you of these resources, which you may choose to use in making your own investment decisions. TFR is providing information on this resource to you subject to the TFR "Terms and Conditions of Service" disclaimer.

Past performance is no guarantee of future results. Inherent in any investment is the potential for loss. This material is being provided for informational purposes only and nothing herein constitutes investment, legal, accounting or tax advice, or a recommendation to buy, sell or hold a security. No recommendation or advice is being given as to whether any investment is suitable for a particular investor. It should not be assumed that any investments in securities, companies, sectors or markets identified and described were or will be profitable. All information is current as of the date of herein and is subject to change without notice.



Trading Floor Research

Welcome to the
Trading Floor

Disclaimer: The information, opinions and ideas expressed herein are for informational and educational purposes only and are based on research conducted and presented solely by the author. The information presented does not represent the views of the author only and does not constitute a complete description of any investment service. In addition, nothing presented herein should be construed as investment advice, as an advertisement or offering of investment advisory services, or as an offer to sell or a solicitation to buy any security. The data presented herein were obtained from various third-party sources. While the data is believed to be reliable, no representation is made as to, and no responsibility, warranty or liability is accepted for the accuracy or completeness of such information. International investments are subject to additional risks such as currency fluctuations, political instability and the potential for illiquid markets. Past performance is no guarantee of future results. There is risk of loss in all trading. Back tested performance does not represent actual performance and should not be interpreted as an indication of such performance. Also, back tested performance results have certain inherent limitations and differs from actual performance because it is achieved with the benefit of hindsight.



Trading Floor Research

Welcome to the
Trading Floor

Disclaimer

Before using this site, please make sure that you note the following important information:

Do your Own Research

Our content is intended to be used and must be used for informational purposes only. It is very important to do your own analysis before making any investment based on your own personal circumstances. You should take independent financial advice from a professional in connection with, or independently research and verify, any information that you find on our Website and wish to rely upon, whether for the purpose of making an investment decision or otherwise.

The content of this email is confidential and intended for the recipient specified in message only. It is strictly forbidden to share any part of this message with any third party, without a written consent of the sender. If you received this message by mistake, please reply to this message and follow with its deletion, so that we can ensure such a mistake does not occur in the future.

